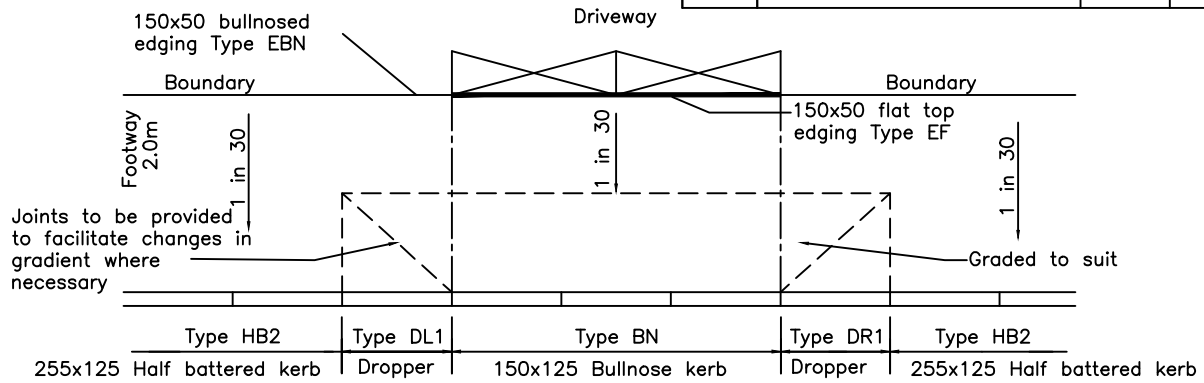
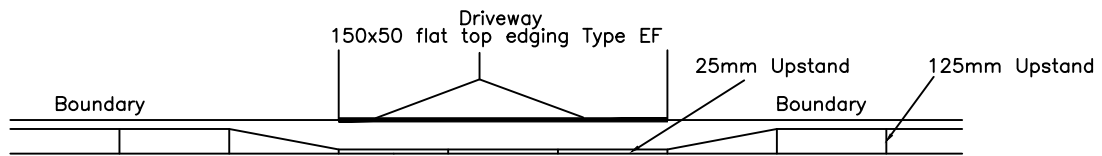


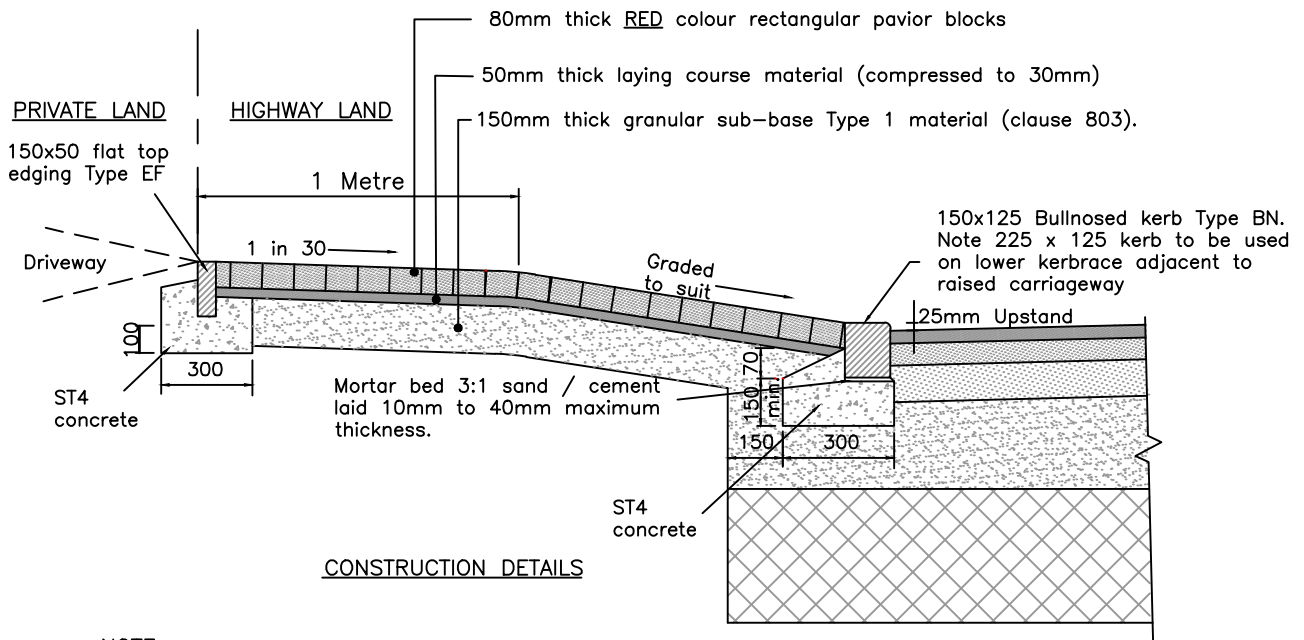
| Rev. | Amendments | Date | Made By | Chk'd By |
|------|------------|------|---------|----------|
| | | | | |
| | | | | |



PLAN OF VEHICULAR CROSSOVER



ELEVATION OF VEHICULAR CROSSOVER



NOTE

1. Where the driveway falls away from the footway, it is the developer's responsibility to ensure the vehicles do not ground on the crossover.
2. Where the driveway falls towards the footway, surface water shall not be allowed to drain across the footway.
3. Fine dry sand to BS 7533-3 (Annex D) to be vibrated into joints until joints are full.
4. Laying course material to BS 7533-3 (Annex D)
5. All dimensions are in millimetres unless otherwise stated.

BLOCK PAVED VEHICULAR CROSSOVER CONSTRUCTION

COMMON STANDARDS FOR WALES
HIGHWAY DESIGN GUIDE

| | |
|----------|---------|
| Drawn | MT |
| Checked | SZ |
| Date | Feb '20 |
| Scale | N.T.S. |
| Drg. No. | 209 |
| Rev. | |