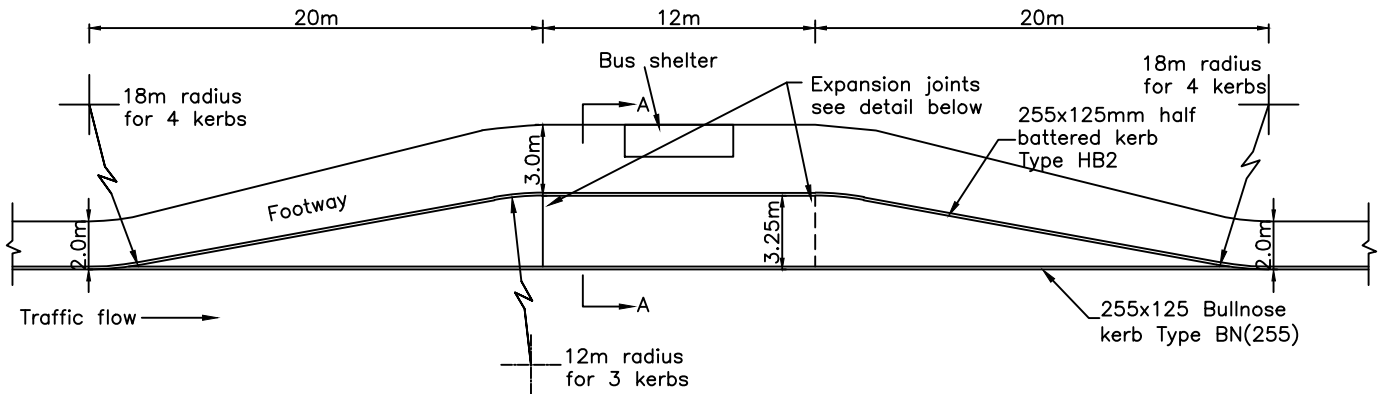
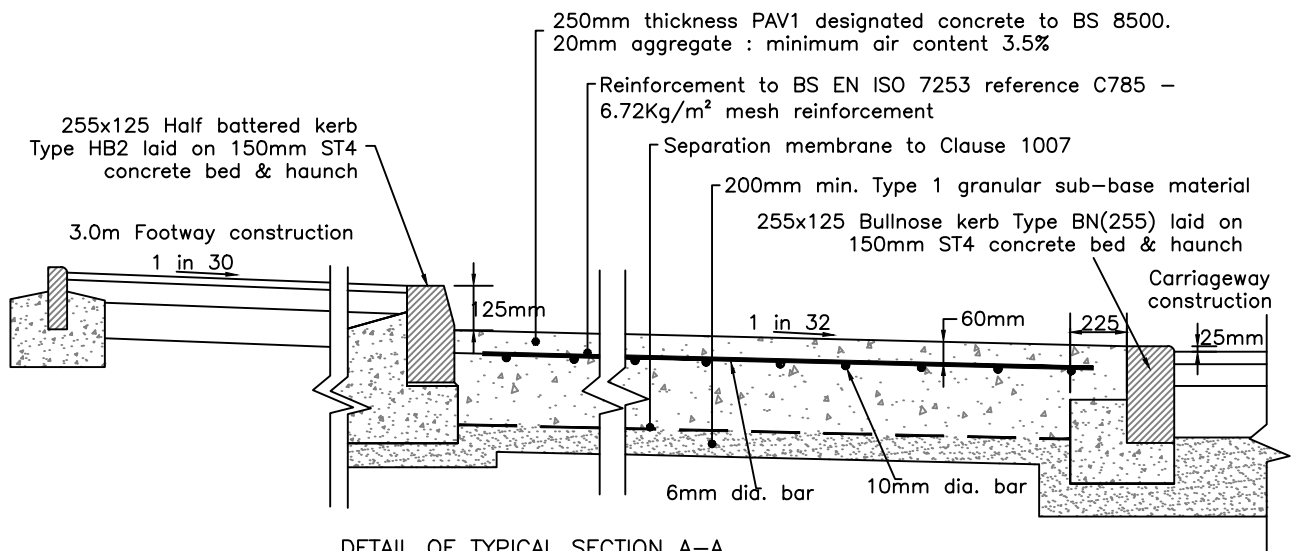


Rev.	Amendments	Date	Made By	Chk'd By



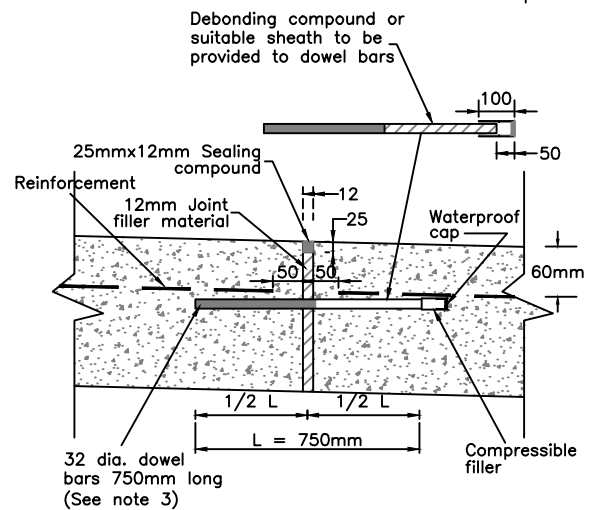
URBAN BUS BAY



DETAIL OF TYPICAL SECTION A-A

NOTES

1. All dimensions are in millimetres unless otherwise stated.
2. Reference to be made to the relevant British Standards and the Specification for Highway Works (as amended).
3. 32mm diameter dowel bars, 750mm long at 300mm centres at mid depth of concrete to Clause 1011, BS EN 13877-3 with a flexible polymeric corrosion resistant coating to Clause 1011.7
4. The surface finish of the concrete used in the bays shall comply with clause 1026 of the Specification for Highway Works (as amended).
5. Kerbs used shall comply with BS EN 1340:2003; and Clause 1101 of the Specification for Highway Works (as amended).
6. The reinforcement shall comply with BS EN 10080 and Clause 1008 of the Specification for Highway Works (as amended).
7. The expansion joints to comply with clause 1009, joint filler material to comply with clause 1015 and sealing compound to comply with clause 1016 of the Specification for Highway Works (as amended).



DETAIL OF EXPANSION JOINT

BUS BAYS

COMMON STANDARDS FOR WALES
HIGHWAY DESIGN GUIDE

Drawn	MT
Checked	SZ
Date	Feb '20
Scale	N.T.S.
Drg. No.	401
Rev.	