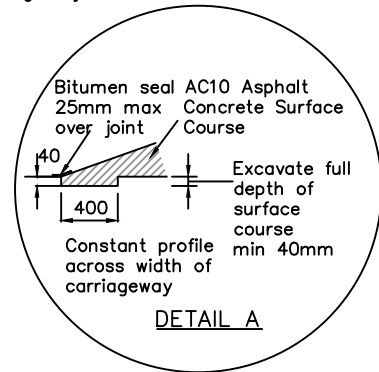
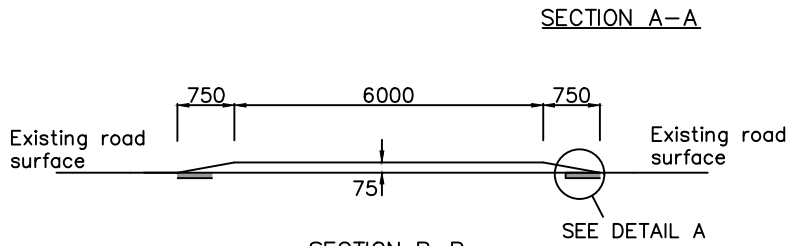
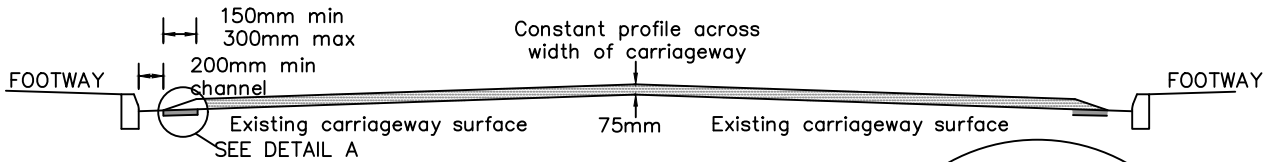
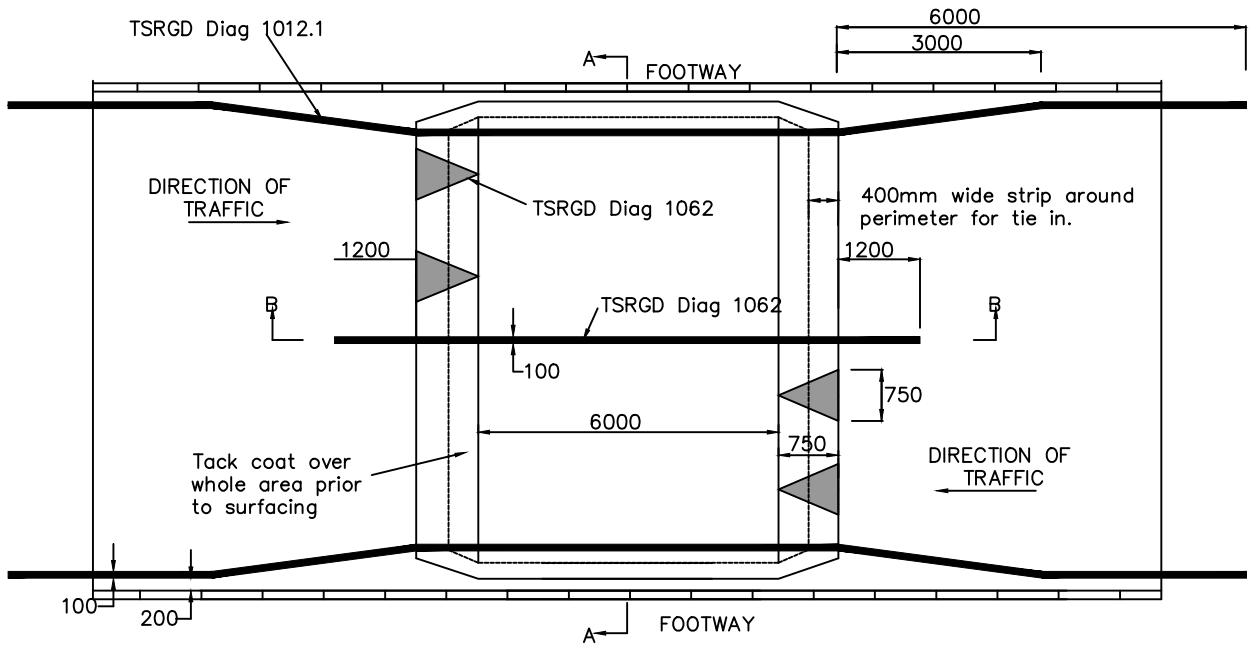


Rev.	Amendments	Date	Made By	Chk'd By



NOTES

ROAD HUMPS

Road humps shall be illuminated during the hours of darkness and shall comply with the requirements of the Highway (Road Humps) Regulations and General Directions 1994 as amended.

All traffic signs are to be erected in their final location prior to works commencing on the construction of the Road Humps.

CONSTRUCTION

Flexible Road Hump to be constructed with AC10 Asphalt Concrete Surface Course to BS EN 13108

All exposed joints shall be sealed with Hot Poured Bitumen sealant of width not exceeding 25mm

To allow the Road hump to be keyed into existing surface a channel 400mm x depth of existing surface course (Minimum) shall be excavated as shown in Detail 'A' to ensure a minimum surface course thickness of 40mm

All saw cut vertical joints shall be painted with bituminous emulsion prior to laying the surface course.

Existing road surface shall be clean and free from extraneous materials prior to applying Tack Coat. All material shall be fully compacted and rolled to provide the required profile.

All new road markings to be of thermoplastic spray or screed with solid glass beads and designed in accordance with Chapter 5 of the Traffic Signs Manual. Road marking to comply with current TSRGD. Setting Out of all markings must be in accordance with Chapter 5 of the Traffic Signs Manual. Road marking shall be applied immediately after the completion of surfacing operations.

All dimensions are in millimetres unless otherwise stated.

FLAT TOP ROAD HUMP AND ROAD MARKINGS

**COMMON STANDARDS FOR WALES
HIGHWAY DESIGN GUIDE**

Drawn	MT
Checked	SZ
Date	Feb '20
Scale	N.T.S.
Drng. No.	412
Rev.	