



Why are some species in danger?



Learning Intention

- Recognise that the population of some animals/species are in danger of becoming extinct through loss of habitat, decline in food source or persecution for example.
- Learn to identify and classify information.

National Curriculum Skills

Geography Living in my world: caring for places and environments and the importance of being a global citizen.

ESDGC The natural Environment.

Activity Outline

- * Review previous lesson, discuss the questions the pupils have written.
- * Sort and classify information.
- * Draw conclusions about why animals become endangered.

Resources

Open ended prompt sheet

House Sparrow Fact sheet

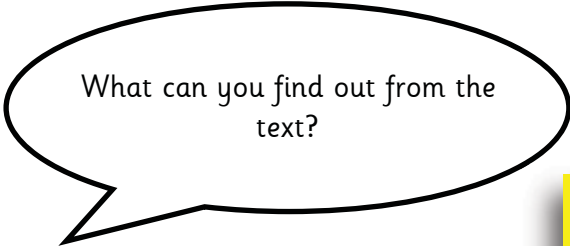


Why are some species in danger?

Lesson Outline

Review the questions and notes the children have made from last time - write up some interesting questions for group discussion.

Look at the information leaflet together - discuss the text type such as headings, paragraphs, how the text is laid out etc.



What can you find out from the text?

Encourage children to write short notes on Post-its.

Group the pupil's comments under the following headings...

What is it?

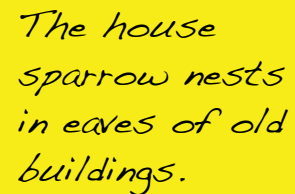
What does it look like?

Where does it live?

What does it eat?

How is it suited to its environment?

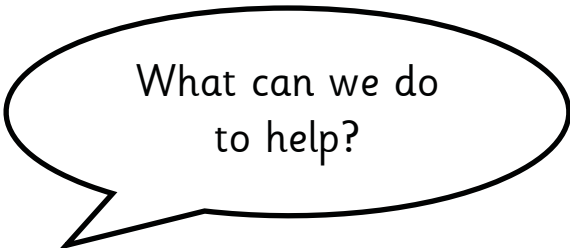
What does it need to survive?



The house sparrow nests in eaves of old buildings.

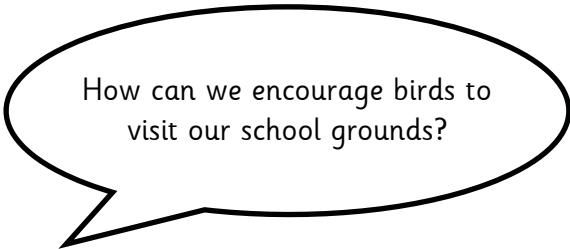


The Sparrow lives in colonies.



What can we do to help?

Take suggestions from the pupils, make note of their ideas, perhaps using Post-its.



How can we encourage birds to visit our school grounds?